

Wireless Local Area Network Configuration Guide For Mac OS X (eduroam)

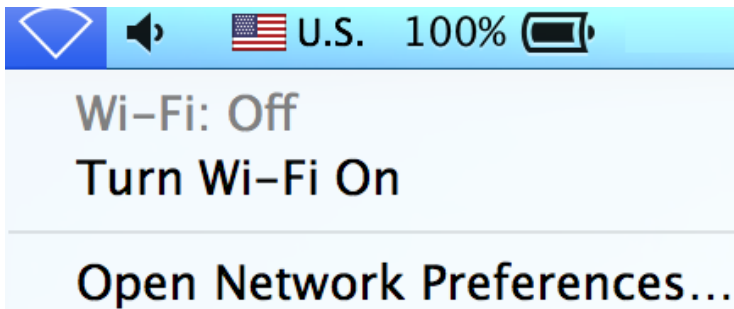
**College of Professional and Continuing Education
The Hong Kong Polytechnic University**

Student Version

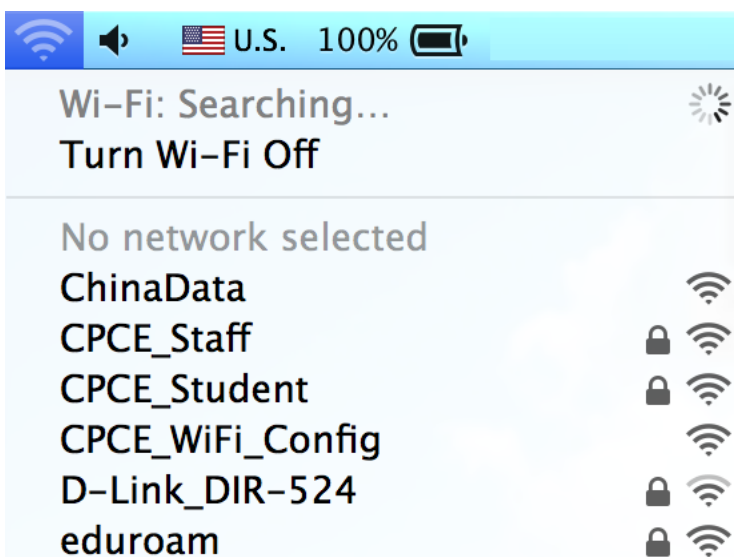
Version 1.0

HELPDESK	Location	Tel no.
For HHB	11/F Computer Center	3746-0818
For WK	S5/F Computer Center	3746-0819

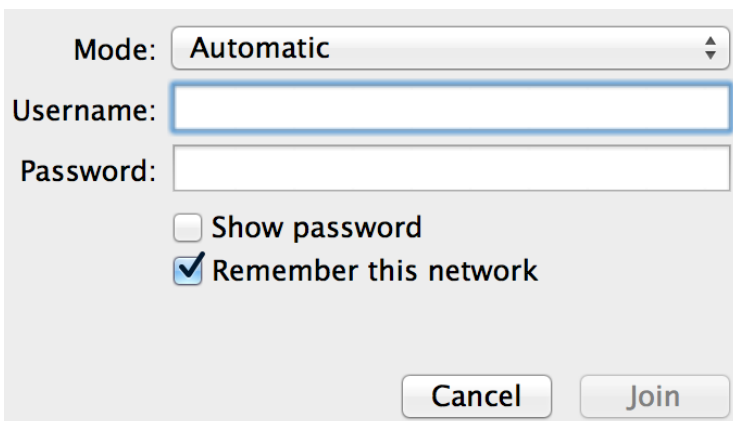
Email: pfitoper@cpce-polyu.edu.hk



1. Click “Wireless Network” icon at the top and select “Turn AirPort On”



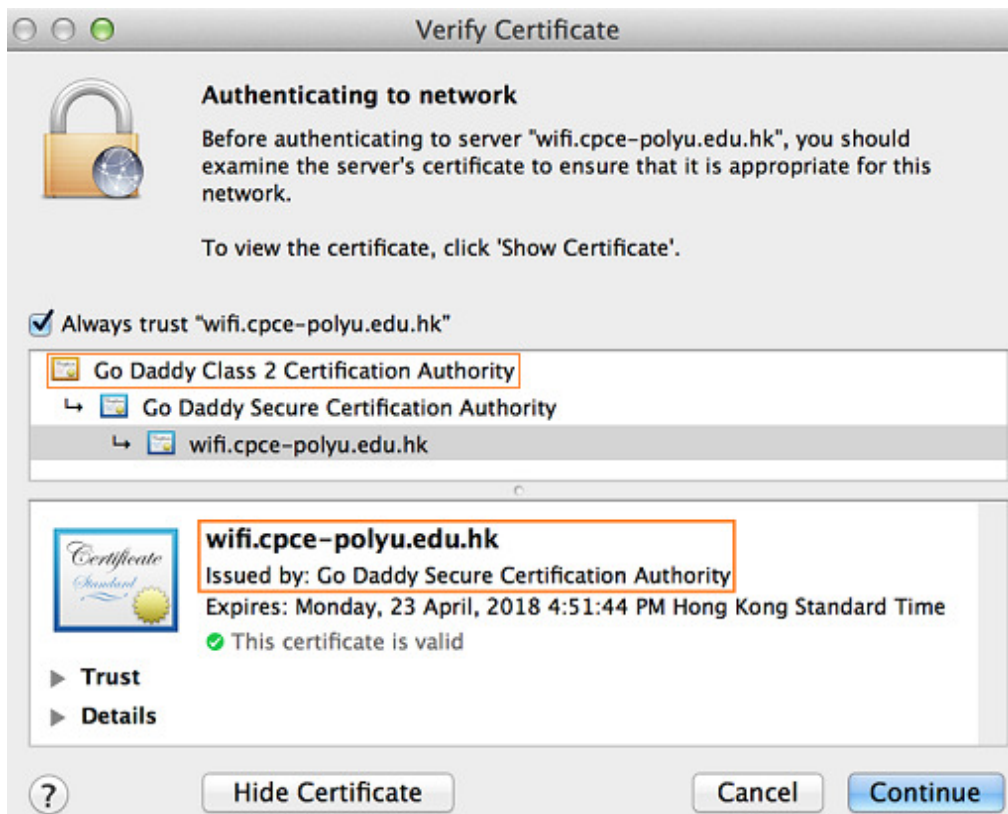
2. Select “eduroam” from the available network list



3. Enter your account information (**studentID@cpce.hk** & **Password**) and select “Join”
User must enter @cpce.hk after your **studentID** in the user name field
studentID should be same as the one for college portal



4. Click “**Show Certificate**” to view the certificate



5. Click “**Continue**” only if correct certificate information
wifi.cpce-polyu.edu.hk and **Go Daddy Class 2 Certification Authority** are shown

--- End ---